


# GEM



## EB-400 SURFACE MOUNT ELECTRIC DROPBOLT

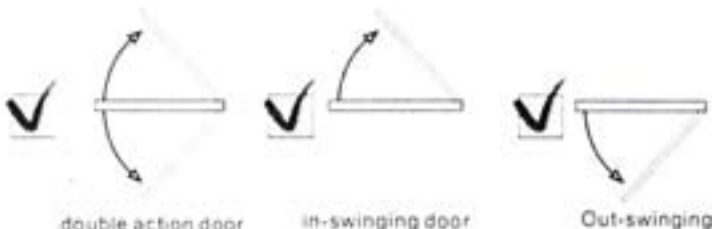
The EB-400 Electric Dropbolt with complete stainless steel housing is specially designed for surface mounting door.

### Specifications:

- Fail-Safe Version (Power to Lock)
- Power Input: 12 V DC
- Voltage Tolerance:  $\pm 10\%$
- Current Draw:
- Pull in: 0.9A, Holding: 0.3A@12V DC (at temperature 20°C)
- Magnetic bolt status output (SPDT rated 3A@30VDC) indicates bolt locked or unlocked status.
- Operating Temperature: -10~+45°C
- Humidity: 0~95% non-condensing.
- Lock's surface Temperature (when the power is on):  
□ current temperature +20°C
- Tested to 500000 cycles.
- Built-in logical circuitry
- Autolock Time Delay : 0, 3, 6, 9seconds
- Full stainless steel housing
- Weight ( Approx. ) : 1.4 Kg


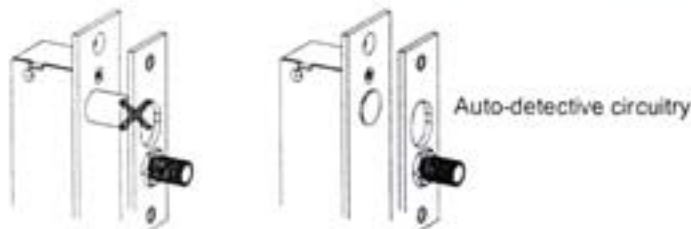
### Double Acting Doors

EB-400 is specially designed for double acting doors. It also can be installed in in-swinging or out-swinging doors.



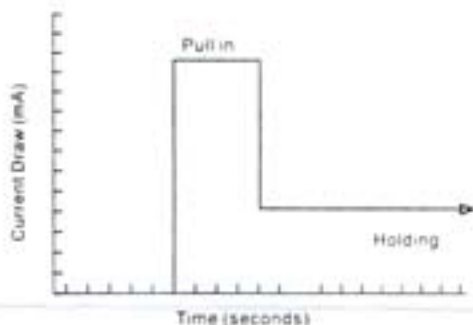
### Auto-detective logical circuitry

Unique intelligent logical circuit design keeps the bolt retracted while the door is not locked on strike plate absolutely until the door closed properly. This design is for security purpose, which prevents the chance of negative locking problem caused by the improper door positioning.



### Clamp circuitry

After the bolt projected, the current will drop from 0.9A (the 'pull in' mode) to 0.3A (the holding mode). This design does not only protect the power supply but also extend the lifetime of the Electric Dropbolt Lock.



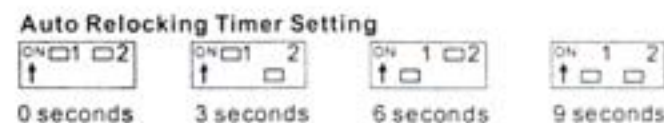
### Anti-invade circuitry

The reed detecting function will automatically disconnect after the bolt projected due to the security reason. The vandal resistant circuit design will prevent the misleading action of the Electric Dropbolt Lock caused by manually break up the sense between sensor magnet and the reed.



### Auto Relocking Timer Setting

Use jumpers to adjust the time between 0 to 9 seconds for door locking time delay. This is the time, which takes the Dropbolt to automatically lock after the door is closed.



GIANNI INDUSTRIES, INC.

No.306-1, Hsin Shu Road, Hsin Chuang, Taipei, Taiwan 242  
TEL: 886-2-2206 9929 FAX: 886-2-2204 6632  
E-Mail: info@gianni.com.tw  
Website: www.gianni.com.tw

Copyright all rights reserved  
GEM 2004

The products are manufactured under an ISO 9001 Certified Quality Management Program environment back its product quality, performance and commitment to customer satisfaction.



# GEM



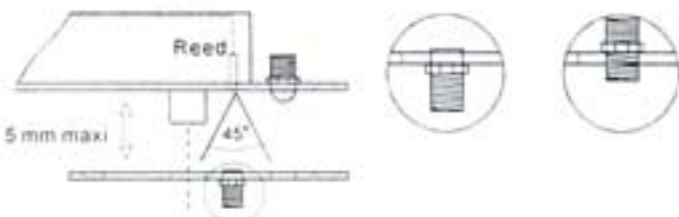
## EB-400 SURFACE MOUNT ELECTRIC DROPBOLT

### Horizontal or vertical installation

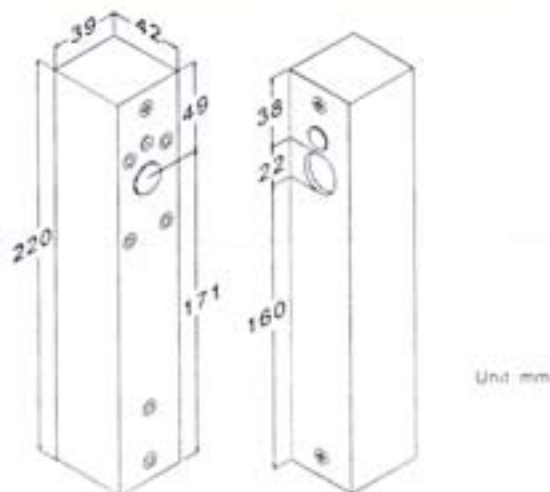
GEM's Dropbolt series models can be either installed horizontally on the header of the doorframe or vertically on the side of the door or doorframe.

### Adjustable sensor magnet

The maximum sensing distance for the sensor magnet is 5mm. Installed an adjustable sensor magnet in the Strike Plate can improve the sensing problem between the Strike Plate and the reed, which is located inside the Dropbolt Lock, caused by the wide door gap.



### Dimension:



### Solid bolt for superior strength

Greater security is provided by the 16mm diameter (16mm bolt throw) solid stainless steel bolt with hardened magnet core, which is resistant to metal cutting saws. The bolt also rotates freely, making attempts to tamper or cut extremely difficult.

### Long life solenoids

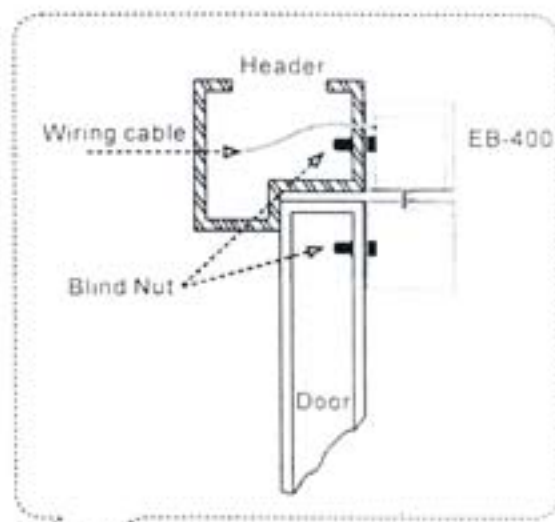
Special designed solenoid for strength and long life operating lifetime with guaranteed 500,000 operations.

### Warranty

GEM Electric dropbolts are warranted against defects in material and workmanship while used in normal service for a period of 3 years from the date of sale to the original customer.

### Disclaimer

The information and specifications printed in this manual are current at the time of publication. The GEM policy is one of continual development and improvement; therefore GEM reserves the right to change specifications without notice.



GIANNI INDUSTRIES, INC.

No.306-1, Hsin Shu Road, Hsin Chuang, Taipei, Taiwan 242  
TEL: 886-2-2206 9929 FAX: 886-2-2204 6632  
E-Mail: info@gianni.com.tw  
Website: www.gianni.com.tw

Copyright all rights reserved  
All rights reserved



The products are manufactured under an ISO 9001 Certified Quality Management Program environment back its product quality, performance and commitment to customer satisfaction.

# TEMPLATE FOR MINI MAGNET



*Place again header*

**FOLD ON DOTTED LINE**

**FOLD ON DOTTED LINE**



*Place again door*